



P/N: 0024-9505  
Revision 0 July 2014  
© 2014 Bacharach, Inc.



## QUICK START GUIDE

It's INSIGHT® Plus... plus much, much more.  
Assists in Analyzing, Troubleshooting and Tuning the Combustion Process

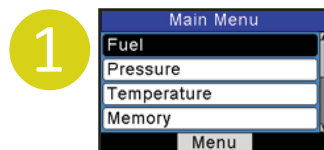


**IMPORTANT:** Before using Tune-Rite™, be sure to read the following:

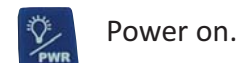
- ▲ the INSIGHT® Plus Instruction Manual
- ▲ the Tune-Rite™ Operation Manual
- ▲ all associated documentation from the appliance manufacturer.

**BACHARACH, INC.**  
621 Hunt Valley Drive • New Kensington, PA 15068  
800-736-4666 • Help@MyBacharach.com  
www.Tune-Rite.com • www.MyBacharach.com

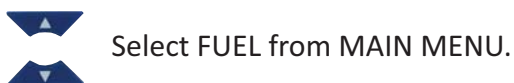
## SETUP



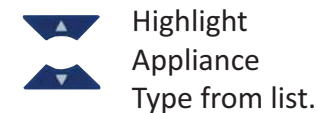
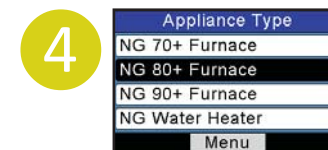
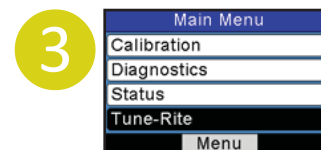
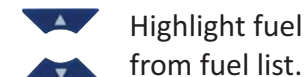
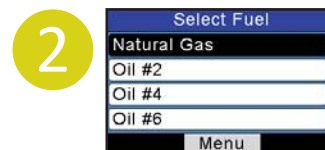
Connect probe assembly to analyzer.



Always "zero" the analyzer in fresh air.



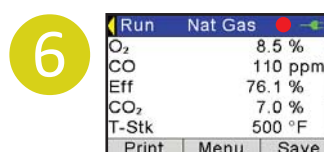
Operating ranges, possible causes, checklist items, live readings, and printouts shown in this guide are for illustration purposes only and may not necessarily match the fuel selections and equipment types shown elsewhere in this guide.



Insert probe in flue. Consult the INSIGHT™ Plus Instruction Manual for probe locations.



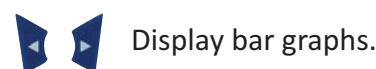


## ANALYZE



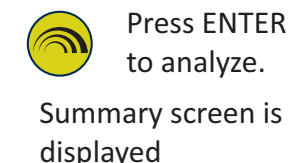
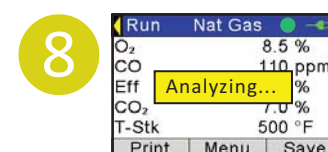
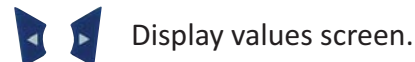
Readings may be unstable. Wait for steady state to be reached (LED changes from red to green).

- Red: Not Ready
- Green: Ready

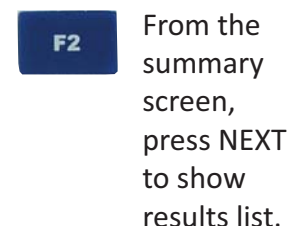
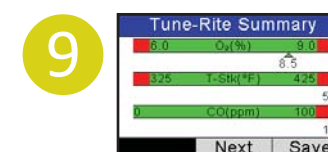


- ▲ Stable, outside range
- ▲ Unstable
- ▲ Stable, inside range

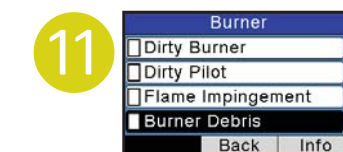
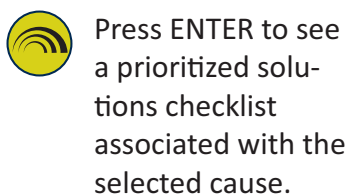
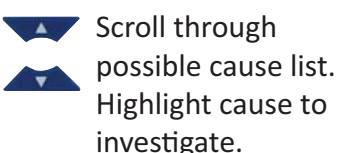
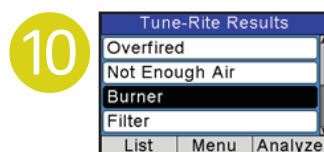
Watch pointers for status of each parameter. Outside limits shown (red pointers).



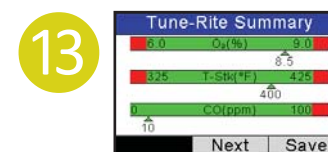
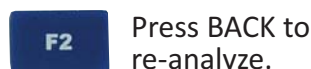
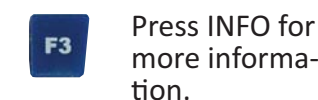

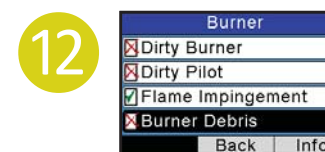
Summary screen is displayed



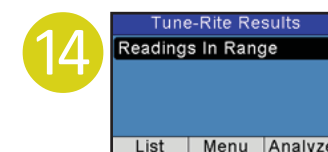
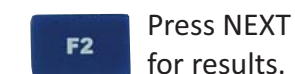
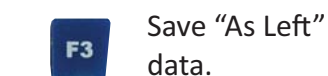
## DIAGNOSE AND REPAIR



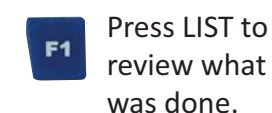
**IMPORTANT:** Inspect, adjust, and/or repair the appliance based on safety guidelines, local regulations, the appliance manufacturer's recommendations, and system guidance from Tune-Rite™. Refer to the INSIGHT® Plus Instruction Manual for further safety details.



Now stable and within limits.



Readings within acceptable ranges.



Report records may now be selected and printed.

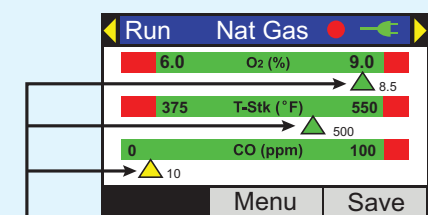
Distributed by:  
**Valuetesters.com**  
sales@valuetesters.com  
Tel: 602-795-8292, Fax: 602-795-4624

# SEE HOW TUNE-RITE™ FITS INTO YOUR COMBUSTION ANALYSIS PROCESS

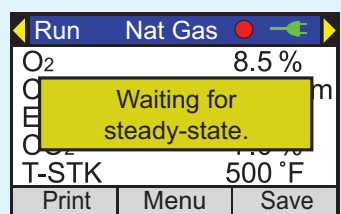
**BACHARACH'S**  
**Fyrite® Tune-Rite™**  
Help Software Provides...

## WAIT

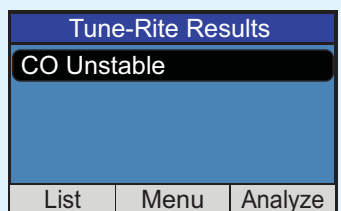
Watch the dynamic graph to see the combustion process reach steady-state.



▲ Red: Stable, outside range  
▲ Yellow: Unstable  
▲ Green: Stable, inside range



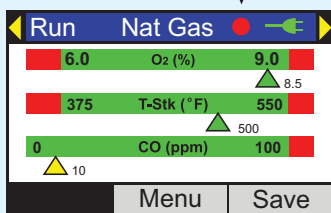
\* If steady-state is not reached, combustion equipment may require major tuning, major repairs, or replacement.



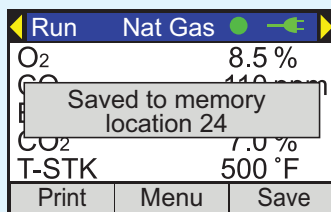
## ANALYZE

The dynamic graph, status dot, and status arrows confirm steady-state.

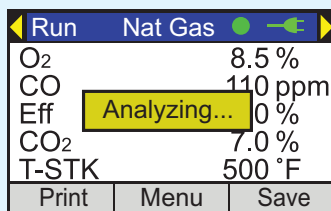
● Red: Not Ready  
● Green: Ready



Save "As Found" data.

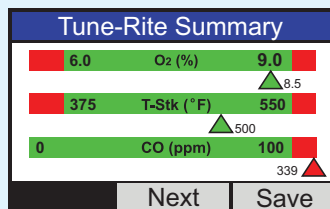


Press "Enter" to analyze.

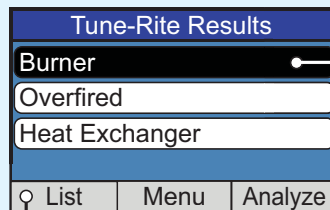


## INVESTIGATE

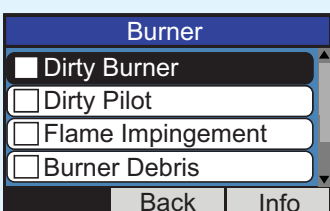
Review analysis.



If readings are outside of limits, review prioritized list of possible causes.

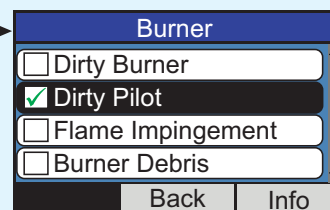


If possible causes are indicated, repair/adjust combustion equipment. Refer to prioritized list of possible causes.

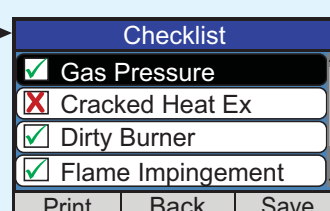


## TRACK

Track evaluation/repair progress of all possible causes using check boxes.




Cycle through options ☐, ☒, and ☒ using the enter button.



## REVIEW

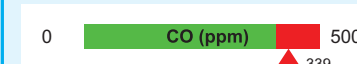
Review all readings in relation to typical operating ranges. One sample (CO reading) is shown below.

**RESULT A: Inside Range**  
Combustion system is tuned (problems resolved/readings in range).



Readings in Range

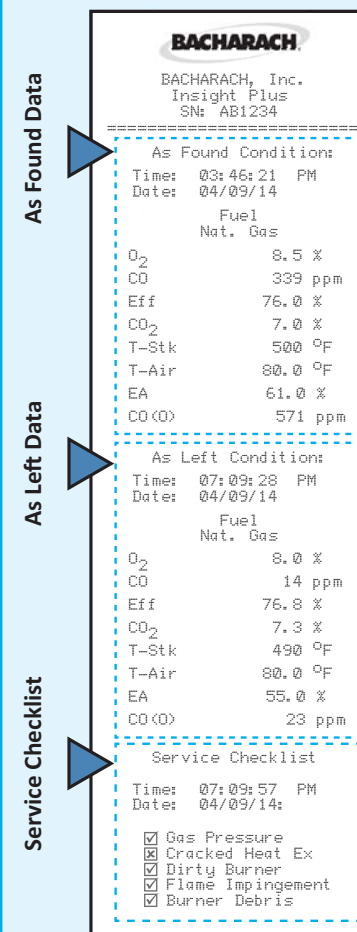
**RESULT B: Outside Range**  
Combustion system is unable to reach typical operating ranges. Possible causes are still shown. Combustion equipment is likely to require major repairs or replacement.



Burner  
Overfired  
Heat Exchanger

## SUMMARIZE

Save "As Left" data and checklist, build report, then print analysis.



► A "when-you-need-it" solution that's integrated with the Fyrite® INSIGHT® Plus analyzer

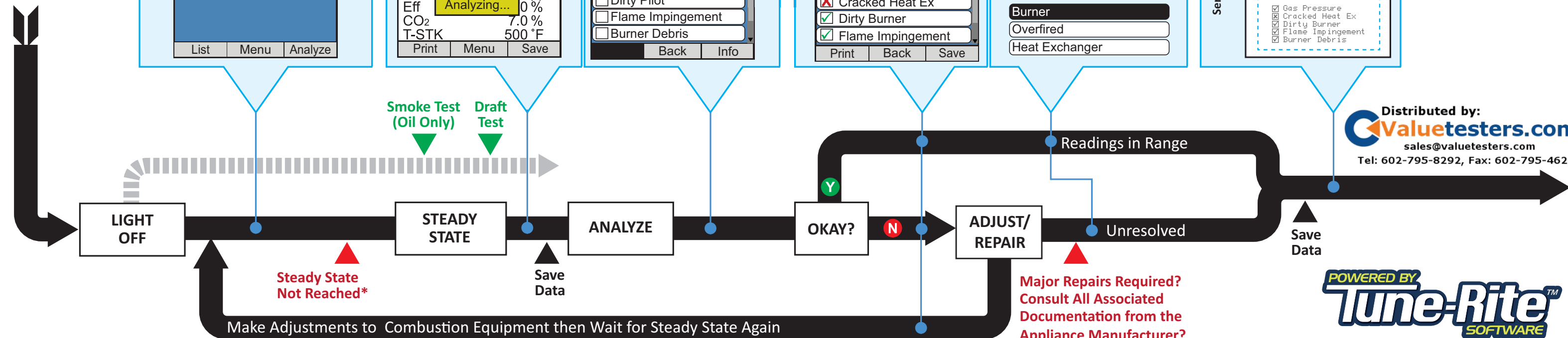
► Guidance based on live data and typical characteristics of the combustion equipment

► An additional layer of diagnostic thoroughness to the traditional combustion analysis process

► Additional comfort and confidence for the service technician

► A detailed, customizable, and value-added service report for the customer

**START HERE**



Distributed by:  
**Valuetesters.com**  
sales@valuetesters.com  
Tel: 602-795-8292, Fax: 602-795-4624

POWERED BY  
**Tune-Rite™**  
SOFTWARE