




Series SAH SMART Air Hood®

Specifications - Installation and Operating Instructions



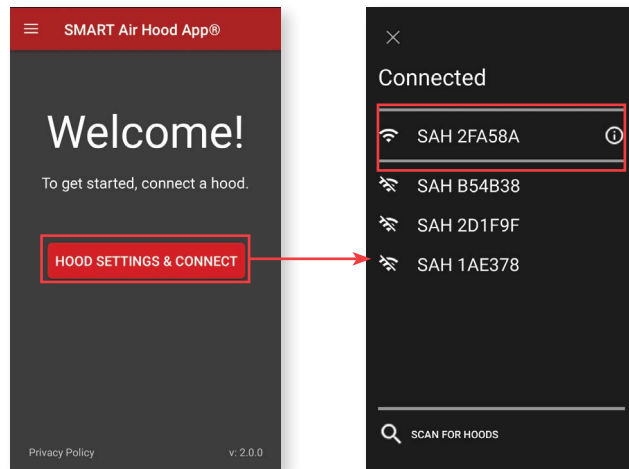

The **Series SAH SMART Air Hood® Balancing Instrument** is the most accurate and easy to operate air flow hood on the market. By using the included hood stand and wireless communications to the handheld, a single operator can balance a branch in less time than traditional balancing teams. Besides being lighter than most traditional capture hoods, the ergonomic design makes the Series SAH easy to maneuver, with less physical stress. The rugged polypropylene base hood features Quad Flow Design Technology for controlling air flow and minimizing back pressure, which yields superior measurement accuracy. The SMART Air Hood® Balancing Instrument includes the SMART Air Hood App®.

Distributed by:

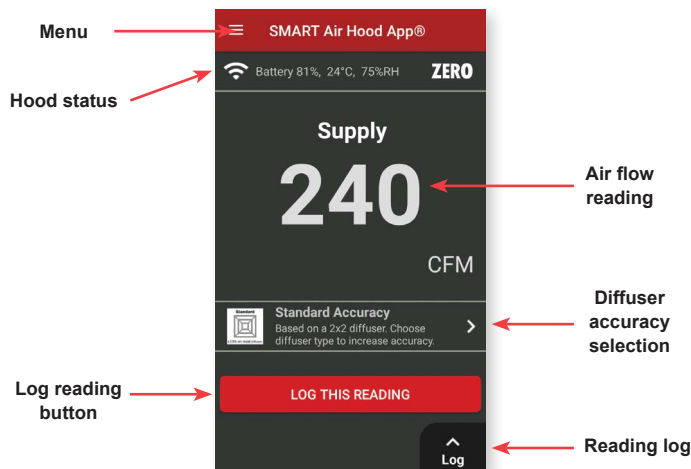
 sales@valuetesters.com
 Tel: 602-795-8292, Fax: 602-795-4624

CONNECTING

1. Power on Smart Air Hood®
2. Open the Smart Air Hood® app
3. Select hood

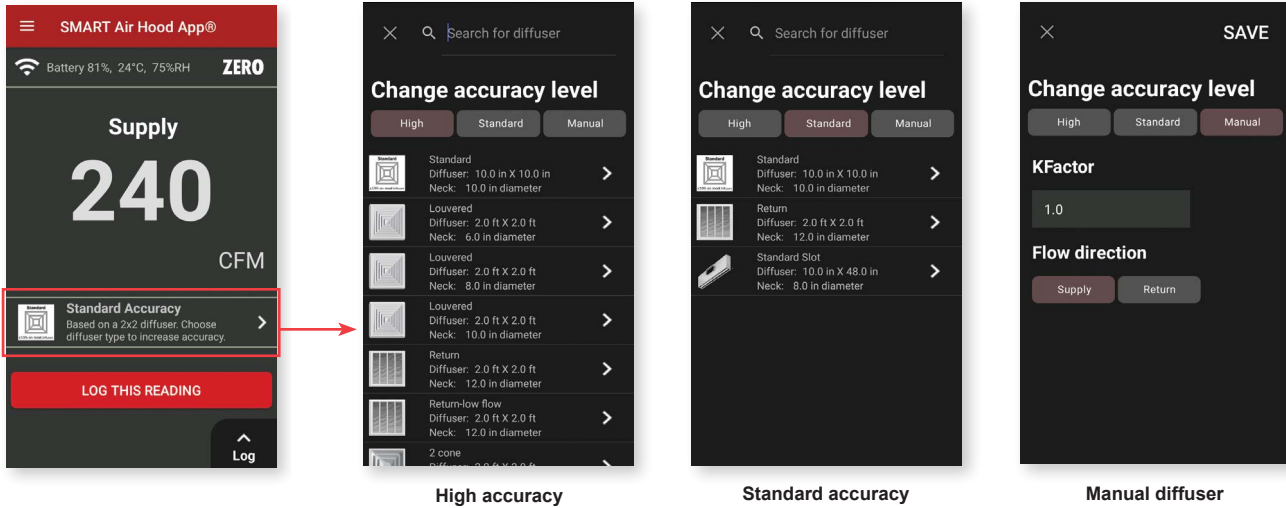


MAIN SCREEN



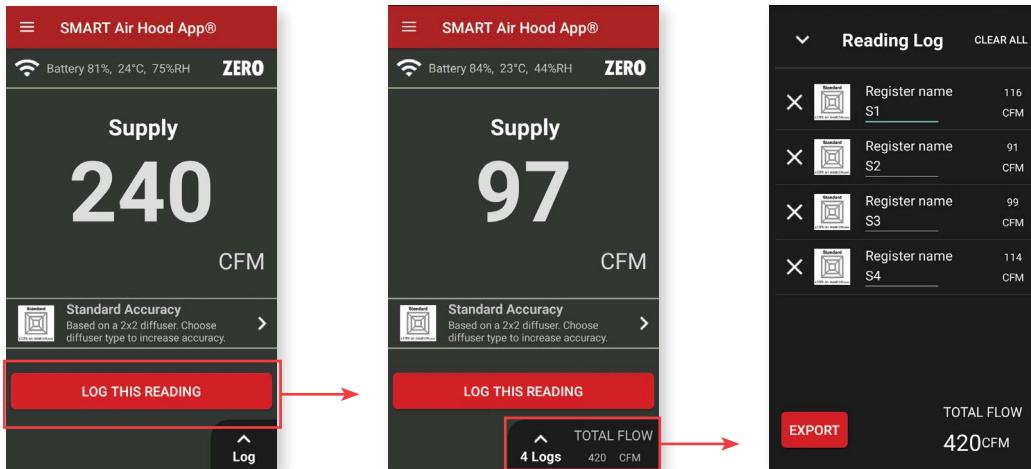
DIFFUSER ACCURACY TAB

- To get the best accuracy in the market select the **High** accuracy tab.
- To get the accuracy of traditional hoods select the **Standard** accuracy tab.
- To manually enter your diffuser select the **Manual** tab.

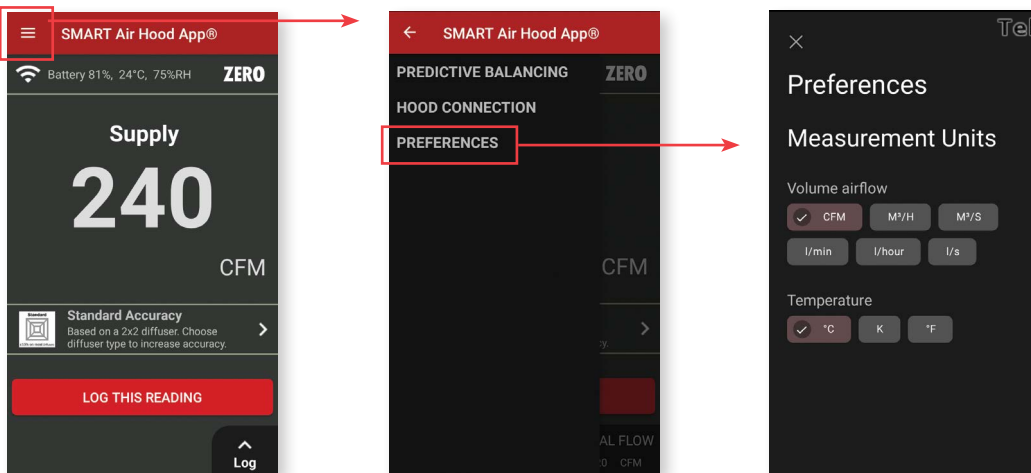


READING LOG

Each time you press the log this reading button it will capture the air flow value along with the diffuser.



MENU & PREFERENCES



Distributed by:

 sales@valuetesters.com
 Tel: 602-795-8292, Fax: 602-795-4624