

# T12 through T33 Series (2211 through 2218 Series)

## T-Series Thermostat Kits

### Kit Model Chart

Part Number	Parts	Description
T1x-3081	T1x-3011	Thermostat with factory installed dial stop
	10-11	Tubing assembly
	10-58	Mounting ring
	10-77	Adaptor plate
	B-262 (was N4-109)	1/4 x 3/16 in. reducer
	C3-46	Cover kit
T1x-3091	T1x-3011	Thermostat with factory installed dial stop
	RC-3-181	Cover insert
	C3-42	Cover
	N5-95	Thermostat conversion kit
2211-41x 2212-41x	221x-41x	Thermostat
	20-714	Wall plate
	20-042	Mounting plate and screws
	20-693	Tubing
	2890-011	Convertible cover
2211-51x	221x-5xx	Thermostat with factory installed dial stop
2212-51x	21-933	Full dial cover with blank cover conversion
2214-52x		
2216-526	22-022	Conversion kit
2218-53x		

### Specifications

<b>Action</b>	Proportional; refer to Model Chart.
<b>Setpoint range</b>	55 to 85°F (13 to 29°C).
<b>Throttling range</b>	2 to 12°F/12 psi (-17 to -11°C/83 kPa) adjustable, factory set 3°F (-16 °C)(night, 3 to 5°F/12 psi (-16 to -15°C/83 kPa), non-adjustable).
<b>Construction</b>	
<b>Components</b>	Die cast aluminum, stainless steel, and glass-filled nylon.
<b>Diaphragms</b>	Fabric-reinforced neoprene.
<b>Air filter</b>	Internal.
<b>Supply air pressure</b>	Clean, dry, oil free air required (Refer to EN-123).
<b>Nominal</b>	Refer to Model Chart and Typical Applications.
<b>Maximum</b>	30 psig (207 kPa).
<b>Connections</b>	For spring-reinforced 3/16 in. plastic tubing and required fittings. Order separately.
<b>Air consumption</b>	Refer to Model Chart and Typical Applications.
<b>Calibration point</b>	9 psig branch line pressure when ambient temperature equals setpoint (except T32 Series and T33-301, 12 psig branch line pressure).
<b>Setpoint adjustment</b>	Serrated thumbwheel, external or concealed.
<b>Mounting</b>	Upright position on wall.
<b>Dimensions</b>	2-1/32 H x 2-1/32 W x 1-3/8 D in. (52 x 52 x 35 mm).

## Application

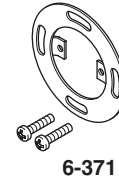
**2 X 2 Thermostat Installation Fittings, Accessories, Adaptors and Tools.**

## Description

Steel mounting ring for mounting thermostat to mounting head. Includes two #6 flat head screws.

**6-371 (20-642)**

**Mounting Ring**



## Application

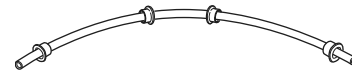
**2 X 2 Thermostat Installation Fittings, Accessories, Adaptors and Tools.**

## Description

3/16 in. tygothane tubing assembly with spring. One tube with four eyelets, but no fittings.

**10-11 (20-693)**

**Tubing**



## Application

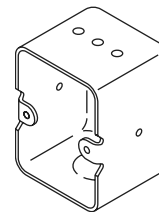
**2 X 2 Thermostat Installation Fittings, Accessories, Adaptors and Tools.**

## Description

Plain deep mounting box 2-1/2 H x 1-7/8 W x 1-3/4 D in., 1/2 in. conduit knockout, for use with 3 x 3 in. thermostats only, or with 2 x 2 in. thermostats and 10-77 (or 10-78) plate.

**10-22**

**Mounting Box**



## Application

**2 X 2 Thermostat Installation Fittings, Accessories, Adaptors and Tools.**

## Description

Gauge tap adaptor, accepts any 1/8 in. MPT gauge or fitting and inserts into thermostat body of T21, T22 T26, or T31, 3 x 3 in. thermostats.

**10-23 (20-699)**

**Gauge Adaptor**

