



## ***NailBiter™ Auger***

- *Dual-helix cutter head provides smoother and faster auger action, even through nail-embedded timbers.*
- *Full body hardened machine steel assures durability, minimizes warping, and delivers long lasting performance. Fully hardened through the entire bit to ensure outstanding life and enhances re-sharpening when needed.*
- *Oversized lead section provides pulling power through thick timbers, while tapered shaft quickly evacuates chips.*
- *Heavy-duty lead screw designed for quick gripping power, superior penetration and extra-long life.*



# NailBiter™ Auger

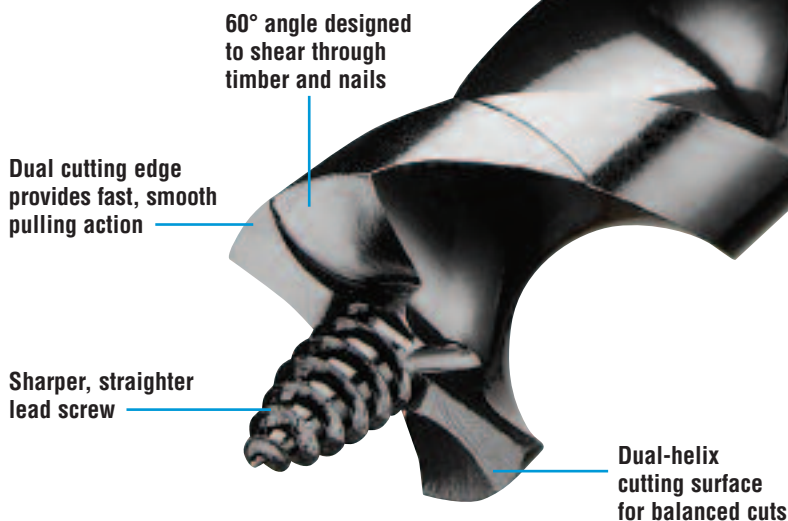
**IDEAL Industries Inc.**, a name long trusted by professional electricians, introduces the NEW NailBiter™ auger line. The new NailBiter™ augers were specifically designed to quickly and smoothly cut through nail-embedded timbers speeding the installation of wires in any wood construction. These new bits make clean, smooth bores perfect for installing NM wire, armored cable or rigid conduit.

In side-by-side testing, conducted by independent laboratories, the NailBiter™ augers outperformed all leading competitors. The NailBiter™ was designed by electricians for electricians with features and benefits that deliver more holes per dollar than conventional augers!

- Precision-ground lead screw and cutting edges provide fast, reliable starts and smooth 'pulling action' through timber.
- Oversized cutting head creates a hole slightly larger than the auger body, enhancing operator control and easing bit removal from timber.
- Dual-helix cutter heads provide twice the cutting surface per rotation so less effort is needed to cut through tough wood. The bit makes smooth, balanced cuts through knots, nails and staples.
- Unique 60° cutting angle on leading edge cleanly and quickly shears through wood and nails.
- Fits auger bit extensions for long-reach drilling.
- Full black oxide finish increases rust resistance and reduces friction.



The Dual-helix cutting head provides smooth, balanced and accurate cuts even through embedded nails.



Custom black oxide finish reduces friction and increases rust protection

Full body hardened steel shaft

Wider, smoother shaft design allows for easy chip removal



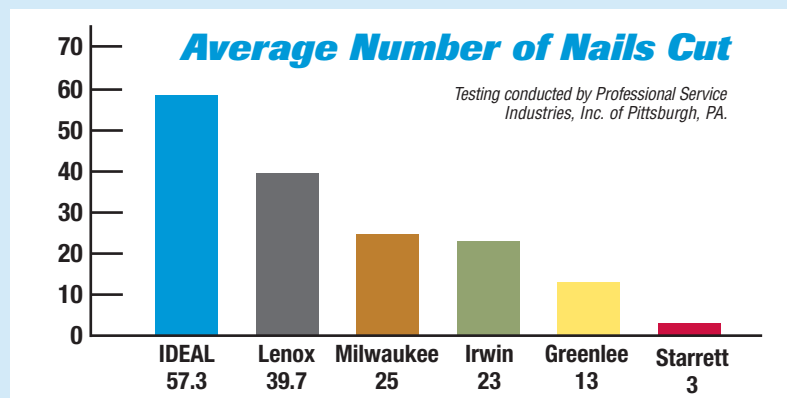




## NailBiter™ Auger Testing Results

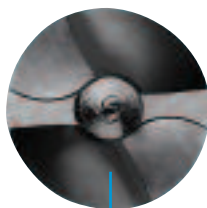
Test results were based on the number of cuts made through 12D common nails embedded in 2×4 lumber before auger failed to cut nail.

The augers were used to drill through 2×4 wood pieces with 12D common nails driven through them. The drilling continued until two consecutive attempts took longer than 30 seconds each, or one attempt longer than one minute. The number of nails drilled through was recorded and averaged. Three samples of each auger were tested.



## Heat Treating

The IDEAL NailBiter™ is custom heat-treated twice after the bit has been machined. This process assures wear-resistance, uniformity and increases the longevity of the bit. NailBiter™ augers are through hardened to Rockwell 55-59 hardness-compared to competitor's bits which run as low as Rockwell 40 hardness.



Dual-helix head and lead screw are twice heat-treated for superior strength and cutting power




## Ordering Information

Long-Augers: 17" Length	
Cat. No.	Shank Diameter
35-820	1/2" Diameter
35-821	5/8" Diameter
35-822	1 1/16" Diameter
35-823	3/4" Diameter
35-824	13/16" Diameter
35-825	7/8" Diameter
35-826	15/16" Diameter
35-827	1" Diameter
35-828	1 1/8" Diameter

Auger Extensions	
Cat. No.	Shank Diameter
35-818	18" Long × 5/16"

Short-Augers: 7 1/2" Length	
Cat. No.	Shank Diameter
35-810	5/8" Diameter
35-811	1 1/16" Diameter
35-812	3/4" Diameter
35-813	13/16" Diameter
35-814	7/8" Diameter
35-815	1" Diameter
35-816	1 1/8" Diameter

Mini™-Augers 4 3/4" Length	
Cat. No.	Shank Diameter
35-862	5/8" Diameter
35-864	3/4" Diameter
35-866	7/8" Diameter



**NOTE:** Competitors use a heated material *before* machining, which reduces the integrity of the bit, resulting in warping and operator fatigue.

## Twice the Cutting Power

Using two cutting heads instead of one, the NailBiter™ provides twice the cutting surface per rotation. This requires significantly less effort to cut through construction timber, no matter how knotty or nail ridden. For faster, more reliable starts and smooth pulling action, the heavy-duty lead screw and cutting edges are precision-ground with a unique 60° cutting

angle on the leading edge providing clean shearing of wood and nails. Moreover, the oversized cutting head creates a hole slightly larger than the auger body, enhancing control and easing bit removal.

IDEAL NailBiter™ auger bits are available in a wide range of sizes and designs, including short-augers, auger extensions, long-augers and Mini™-Augers.



Mini™-Augers are an excellent choice for working in tight spaces.

### Mini™-Augers



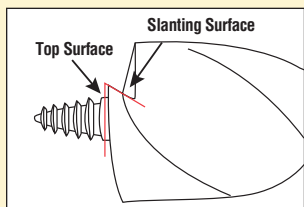
## NailBiter™ Auger Re-Sharpening

It is common practice in the field to re-sharpen augers between jobs. The new NailBiter™ can be easily and repeatedly re-sharpened. The time it takes to re-sharpen a good auger equals a fraction of the cost to replace one.

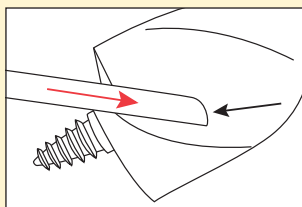
NailBiter™ are full body hardened (steel is completely hardened through the entire bit) to take numerous re-sharpenings. Competitors' surface hardened augers quickly lose the hardened outer steel and can't be kept sharp.

### Sharpening Preparation:

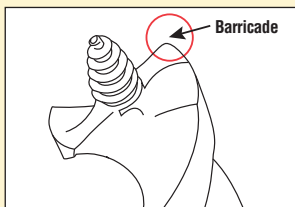
- Select a small, smooth feather edged flat file. A file that is too large will limit your range of motion and may cause accidental filing on surfaces that should not be contacted
- Set the screw point of the auger down on a piece of wood with the other end pointing up at approximately 45°. The wood protects the screw point from being damaged while the bit is being sharpened.



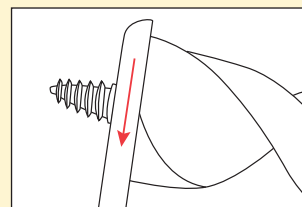
- 1** Top surface and slanting surface create primary cutting edge



- 2** Grind the slanting surface until cutting edge becomes smooth



- 3** Step creates barricade on top surface



- 4** Remove barricade by grinding top surface to only one direction