

APAQ



## APAQ C130<sup>RTD</sup>

Digital 2-wire transmitter for Pt100 and Pt1000 with wireless communication



APAQ C130<sup>RTD</sup> is a modern transmitter with high reliability and great performance. External influences such as ambient temperature, vibration, moisture and EMC interference have minimal influence on the measurement result, thanks to the robust design.

What characterizes APAQ C130<sup>RTD</sup> is simplicity. You can easily configure the transmitters wirelessly via NFC with your smartphone or tablet. There is no need for expensive configuration tools or fixed workstations for transmitter configuration.

### Measurements with Pt100 & Pt1000 sensors in 2-, 3-, 4-wire connection

APAQ C130<sup>RTD</sup> accepts inputs from Pt100 & Pt1000 sensors in 2-, 3-, 4-wire connections acc. to IEC 60751 ( $\alpha=0.00385$ )

### Temperature linear output

Fully temperature linear 4-20 mA output.

### High accuracy

With an accuracy of  $\pm 0,15$  K or  $\pm 0,15$  % of span (the largest apply) APAQ C130<sup>RTD</sup> offers an outstanding performance in its class.

### Compact design for easy installation

The head-mounted variant is only 10.5 mm high and can easily be installed in all DIN B connection heads.

### Reliable over time

Minimal drift of  $\pm 0.05^\circ\text{C}$  or  $\pm 0.05\%$  of span/ year reduces the need for calibration.

### Designed for harsh conditions

Rugged design tested for 10 g vibrations.

### Mounting, wiring and testing

APAQ C130<sup>RTD</sup> is designed to fit inside connection heads type DIN B or larger. The large centre hole, dia. 7 mm / 0.28 inch, the robust terminals with test connections and the low height greatly simplify the mounting, wiring and testing procedure.

### Wireless configuration

Configure APAQ C130<sup>RTD</sup> wirelessly with your smartphone without power supply and cables

### INOR Connect, easy-to-use app for configuration

The simple and user friendly app, INOR Connect, is used for transmitter configuration in seconds. All parameters are set in the app and then transferred to the transmitter via NFC.

## Specifications

### Input RTD

Pt100 (IEC 60751, $\alpha=0.00385$ )	2-, 3-, 4-wire connection	-200... +850°C / -328...+1562°F
Pt1000 (IEC 60751, $\alpha=0.00385$ )	2-, 3-, 4-wire connection	-200... +850°C / -328...+1562°F
Sensor current		≤ 0.5 mA
Maximum sensor wire resistance		50 Ω/wire

### Monitoring

Sensor break and sensor short circuit indication	Upscale (≥21.0 mA) or downscale (≤3.6 mA) action
--	--

### Adjustments

Zero adjustment	Any value within range limits
Minimum span	20 °C / 36 °F

### Output

Output signal	4...20 mA, temperature linear
NAMUR compliance	Current limitations and failure currents acc. to NAMUR NE 43
Adjustable filtering level	0.4 to 26 s
Permissible load, see load diagram	818 Ω @ 24 VDC

### General data

Isolation	Not galvanically isolated
Power supply, polarity protected	6...32 VDC

### Environment conditions

Ambient temperature	Storage and operation	-40...+85°C / -40...+185°F
Humidity		0...98% RH (non-condensing)
Vibrations		Acc. to IEC 60068-2-6, test Fc, 10...2000 Hz, 10 g
Rough Handling		Acc. to IEC 60068-2-31:2008, test Ec
EMC	Standards	Directive: 2014/30/EU
		Harmonized standards: EN 61326-1, EN 61326-2-3
	Immunity performance	ESD, Radiated EM-field, Magnetic Fields: Criteria A
		Burst, conducted RF: Criteria A
		Surge: standard deviation 1% of span

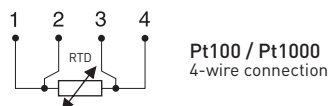
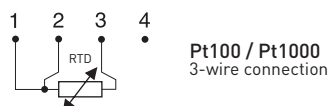
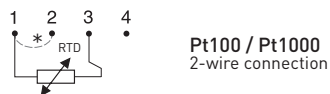
### Accuracy and stability

Basic accuracy		Max of ±0,15K or ±0,15% of span
Temperature influence	Deviation from 20 °C / 68 °F	Max. of ±0,015°C / °C or ±0,015 % of span / °C
		Max. of ±0,015°F / °F or ±0,008 % of span / °F
Sensor wire influence		2-wire: Compensation for 0 to 100 Ω loop resistance
		3-wire: Negligible, with equal wire resistance
		4-wire: Negligible
Supply voltage influence		Negligible
Long-term stability		±0.05 % of span per year

### Housing

Material, Flammability (UL)	PC/ABS + PA, V0
Mounting	DIN B-head or larger, DIN rail (with mounting kit)
Connection	Single/stranded wires, Max. 1.5 mm², AWG 24...12
Terminal	Single/stranded wires Max 1.5 mm², Max 0.5 Nm torque
Weight	32 g / 0.07 lb
Protection, housing / terminals	IP 65 / IP 00

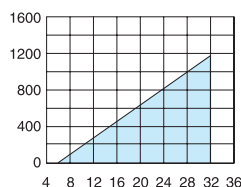
## Input connections



\* Short terminals 1 and 2 on the transmitter

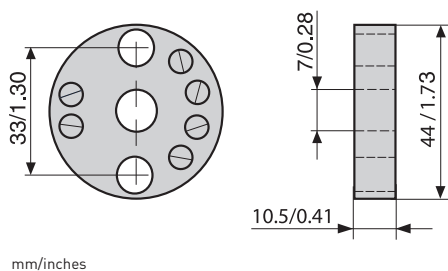
## Output load diagram

$$R_{LOAD}(\Omega) = (U-6)/0.022$$

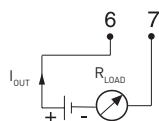


Supply voltage U [V DC]

## Dimensions



## Output connections



## Ordering information

APAQ C130 <sup>RTD</sup>	70C1300011
Head mounting kit	70ADA00017
DIN-rail Adapter + Screw (10 pcs)	70ADA00027