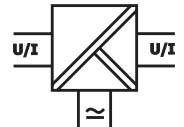


Basic Isolation Transmitter for Unipolar mA/V Signals with Calibrated Range Selection

The Isolation Transmitter IsoPAQ-30P is a low-cost transmitter used for basic isolation and conversion of 0-20 mA, 4-20 mA and 0-10 V unipolar signals.

Due to the calibrated range selection of the input/output signals and the universal power supply, IsoPAQ-30P provides excellent flexibility and low storage and installation costs.

The high reliability ensures a safe system operation and low maintenance costs.



- Calibrated range selection**
 Input and output range in mA or V can be set by using DIP switches without any further adjustments
- Universal power supply for 20 to 253 VAC/DC**
 Applicable world-wide for all common supply voltages
- 3-port isolation**
 Protection against erroneous measurements due to parasitic voltages or ground loops
- High-density DIN-rail mounting**
 12.5 mm (0.5") housing combined with very low self heating allows for high density mounting
- Plug-in screw terminals**
 Simplifies installation and maintenance
- Excellent reliability**
 Low self heating thanks to patented high-efficiency power supply provides long-term reliability and stability

Specifications: IsoPAQ-30P

Input

Input signal	0-20 mA ¹⁾ 4-20 mA	0-10 V	Terminal/switch selectable
Input resistance	Current input Voltage input	22 Ω 1 M Ω	
Overload	Current input Voltage input	≤ 200 mA Voltage limitation via 30 V Z-Diode, max.continuous current 30 mA	

Output

Output signal	0-20 mA ¹⁾ 4-20 mA	0-10 V	Switch selectable
Load	Current output Voltage output	≤ 500 Ω ≥ 1 k Ω	
Offset	20 μ A / 10 mV		
Ripple	< 0.2 % of end value, ~150 kHz		

General data

Transmission error	± 0.3 % of measured value	
Temperature coefficient ²⁾	± 0.015 %/K of end value	
Cut-off frequency (-3 dB)	Approx. 1 kHz	
Test voltage	2.5 kV, 50 Hz	Input against output against power supply
Working voltage ³⁾ (Basic Insulation)	600 VAC/DC for overvoltage category II and pollution degree 2 acc. to EN 61010 part 1 between all circuits.	
Ambient temperature	Operation	-10 to +60 °C (+14 to +140 °F)
	Transport and storage	-20 to +80 °C (-4 to +176 °F)
Power supply	20 to 253 VAC/DC	AC 48 to 62 Hz, approx. 3 VA DC approx. 1.5 W
EMC ⁴⁾	EN 61326-1	
Construction	12.5 mm (0.5") housing, protection class: IP20	
Connection	≤ 2.5 mm², AWG 14	
Weight	Approx. 100 g	

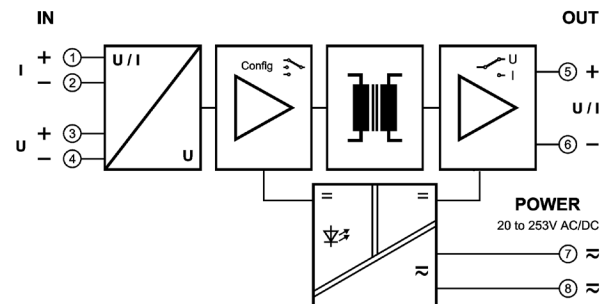
1) Factory setting

2) Average TC in specified operating temperature range

3) As far as relevant the standards and rules mentioned above are considered by development and production of our devices. In addition relevant assembly rules are to be considered by installation of our devices in other equipments. For applications with high working voltages, take measures to prevent accidental contact and make sure that there is sufficient distance or insulation between adjacent situated devices.

4) Minor deviations possible during interference

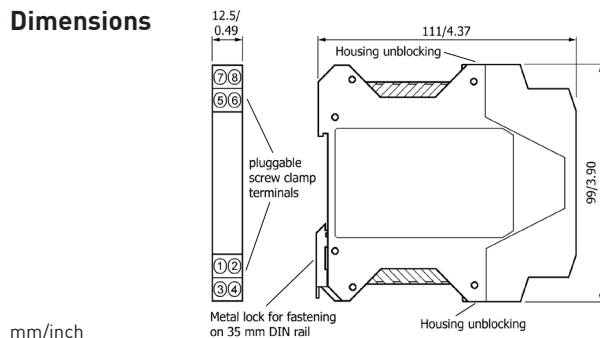
Block diagram/Connections



Ordering information

Product	Input / Output	Part No.
IsoPAQ-30P	Calibrated range selection	70ISP30001

Dimensions



mm/inch