



## BLOCK PULSE COUNTER

The BLOCK Pulse Counter is a versatile device designed to track cumulative values from any pulse-generating source, such as water meters, gas meters, or other utility meters. It seamlessly integrates with LoggerFlex's cloud-based application to provide comprehensive monitoring and management of utility consumption. Key Features and Benefits:

**Utility Monitoring:** Accurately records consumption data for water, gas, electricity, or any other resource measured via pulse generators.

**Alarms for Excessive Usage:** Sends real-time alerts when consumption exceeds predefined thresholds, allowing for quick corrective action.

**Leakage Detection:** Identifies anomalies or continuous usage patterns that may indicate leaks, helping to minimize waste and prevent costly damages.

**Cost Allocation:** Simplifies billing by attributing utility consumption to individual units or departments, making it ideal for residential, commercial, and industrial applications.

**Energy Auditing:** Offers detailed insights into usage patterns, enabling better resource management and energy efficiency.

Paired with the LF Cloud App, the BLOCK Pulse Counter transforms raw consumption data into actionable intelligence, providing clear reports, trend analysis, and remote access for easy monitoring from any device. Whether for energy audits, cost management, or sustainability efforts, the BLOCK Pulse Counter is a reliable and essential tool for efficient resource management.

- PORT I Not in Use
- PORT II Digital Pulse Input
- PORT III Flood Detector (optional)

## Monitoring Capabilities



Pulse



Temperature



Relative Humidity



Flood Detector

Record & Send Alarm (Internal)

Record & Send Alarm (Detachable)



Water Meter



Power Meter



Object Counter



Gas Meter



Heat Meter



Traffic Counter

## Technical Specifications

Maximum Pulse Frequency	50 Hz
Pulse Type Compatibility	Passive
Threshold Alerts	Daily, Weekly, Monthly, Yearly, Absolute
Unit	Selectable in the application
Connector Type	2 Pins Audio Jack / 2 Poles Terminal

Refer to the BLOCK Family "General Specifications" and External sensor's dedicated pages in the catalog for more technical details.



WiFi Data Recorder & Alarm

# BLOCK Water meter

Part Number: BLWAT3



WiFi

## WiFi Water Meter

BLOCK PULSE COUNTER + WATER METER



### Water Metering

Water metering provides precise measurements of water usage, enabling better management and conservation of resources. It promotes accountability by encouraging users to monitor and reduce consumption, helps detect leaks early, and supports fair billing based on actual usage.

### Industries and Agriculture

In industries, metering highlights water footprints, allowing businesses to calculate water usage and costs per product type. This helps identify inefficiencies, optimize production processes, and meet sustainability goals. For agriculture, metering tracks irrigation usage, aiding in water conservation and improving crop yield efficiency. By understanding the water footprint, farmers can make data-driven decisions, reduce costs, and enhance environmental stewardship.

### Water Submetering

Water submetering ensures accurate measurement of individual consumption in multi-unit properties, ensuring each tenant pays only for their usage. It fosters accountability, reduces disputes over shared bills, and identifies inefficiencies. Submetering also supports sustainability efforts by raising awareness of water usage and encouraging conservation practices among users.

**Water meter type:** Volumetric Piston Rotary - R160

**Thread:** 3/4" (nominal size 1/2")

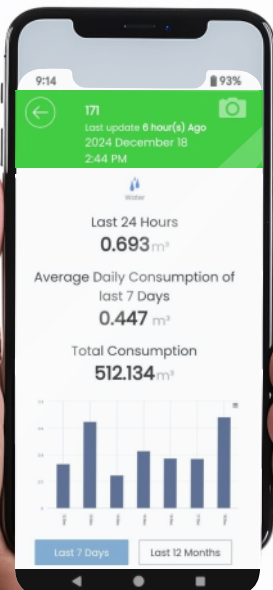
**Nominal Capacity (Q3):** 3.5 m<sup>3</sup>/h (12.8 GPM)

**Max Pressure:** 16 bar - Max Tem: 50°C (120°F)

**Body material:** ABS (No lead)

**Accuracy:** Nominal flow: ±2%; Transitional flow: ±5%

“ If you can not measure it,  
you can not improve it. ”


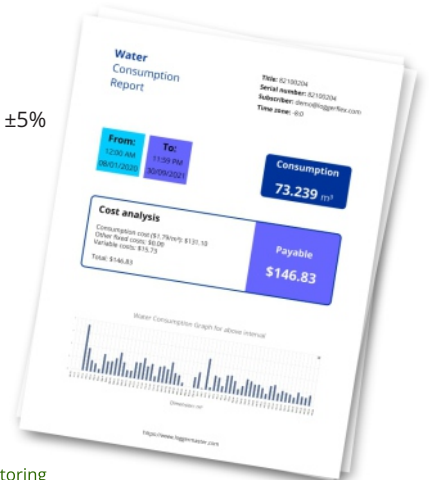


Ambient Temperature Monitoring

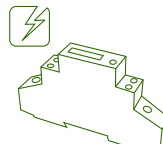
Relative Humidity Monitoring

Flood Sensor


Pulse Input




Water Meter



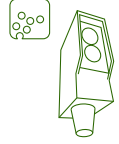
Electricity Meter



Heat Meter



Gas Meter




Proximity Sensor

Find Quality Products Online at:

[Valuetesters.com](https://www.valuetesters.com)

[info@valuetesters.com](mailto:info@valuetesters.com)




## INTRODUCING BLOCK FAMILY OF DATALOGGERS



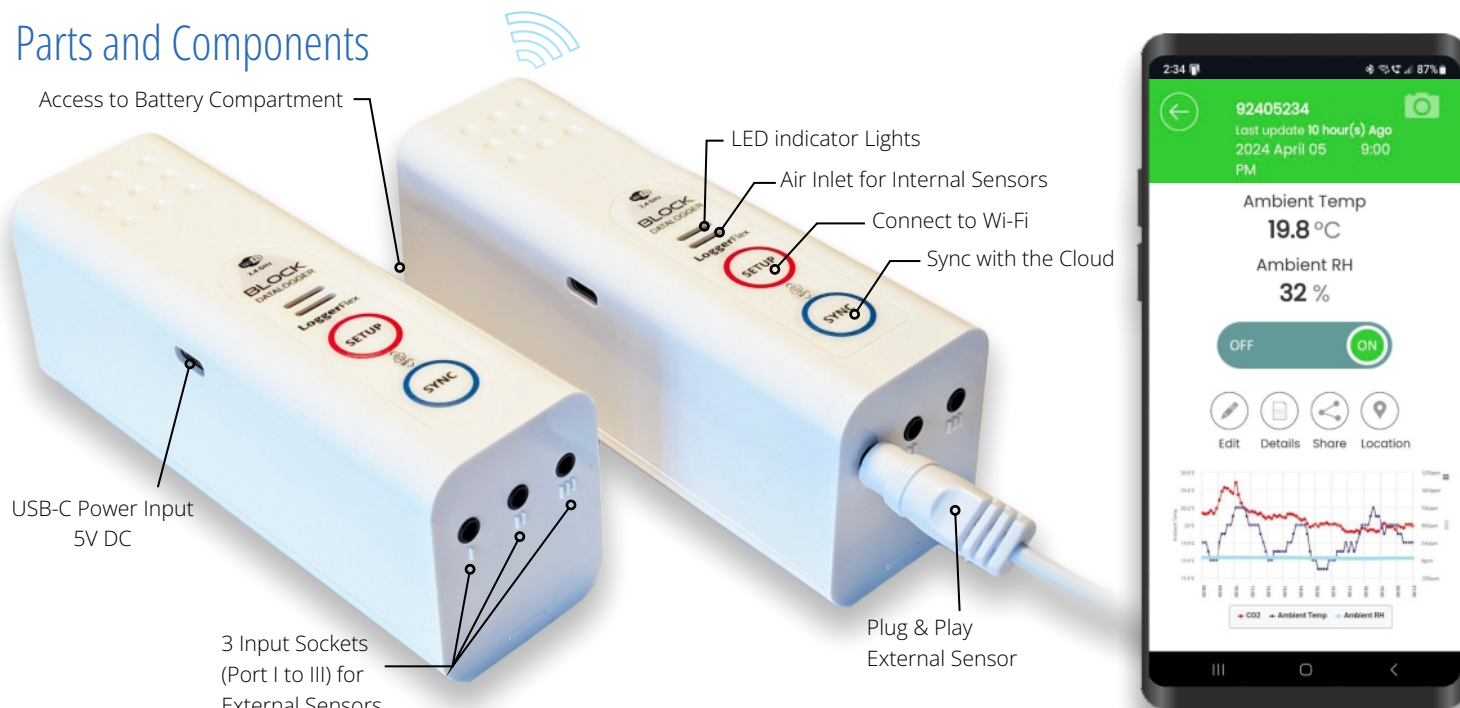
### General Technical Specifications of All BLOCK Family Products

Built in sensors		Temperature and Relative Humidity (RH)
Power Supply	Internal	4 x AA batteries
	External	5V DC Standard USB-Charger
Temperature measurement range	°C	-20 to +70
	°F	-4 to +160
Temperature reporting resolution		0.1
RH measurement range		0-99% non-condensing
Interface		Wi-Fi - IEEE 802.11 b/g/n - 2.4 GHz
FCC ID	WiFi	2AC7Z-ESPWROOM32
	Cellular	2AJYU-8VC0001
Max TX power		20 dBm (100 mW)
Internal Memory Capacity		64,000 Record of each measured Parameter
Record intervals		1 minute to 30 minutes (down to 5 sec. by order)
Upload intervals		1 hour to once a week (down to 1 min. by order)
Dimensions	Height	H = 133 mm (5 <sup>15</sup> / <sub>64</sub> " )
	Length	L = 53 mm ( 2 <sup>3</sup> / <sub>32</sub> " )
	Width	W = 43 mm (1 <sup>11</sup> / <sub>16</sub> " )

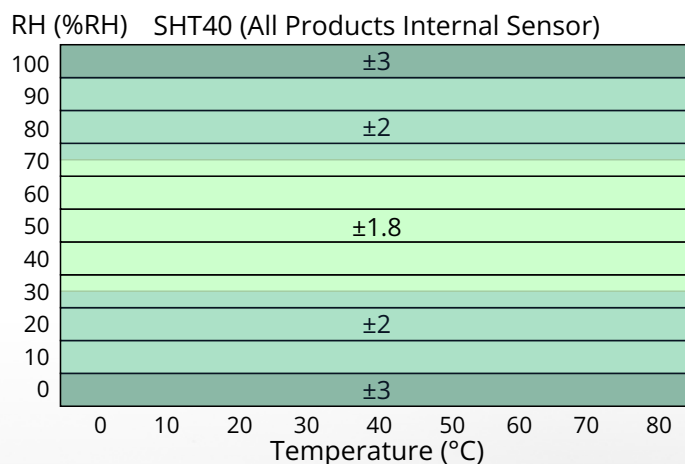
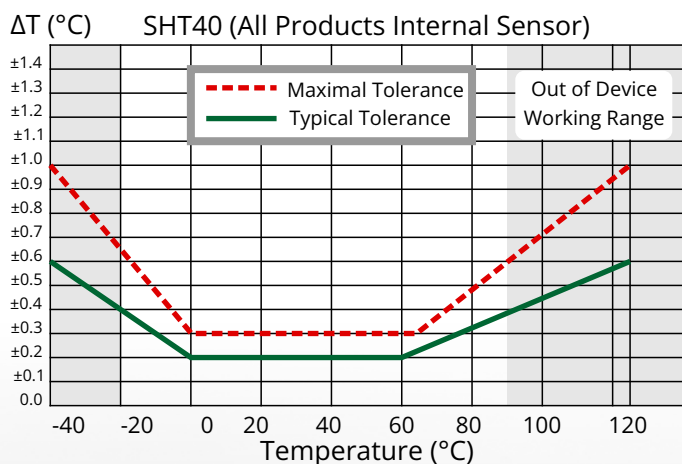


# GENERAL SPECIFICATIONS OF BLOCK FAMILY OF DATALOGGERS

## Parts and Components



## Internal Sensor's Accuracy



## Compliance







## FLOOD DETECTION AND DIGITAL INPUT FUNCTIONS


### Flood Detector Function



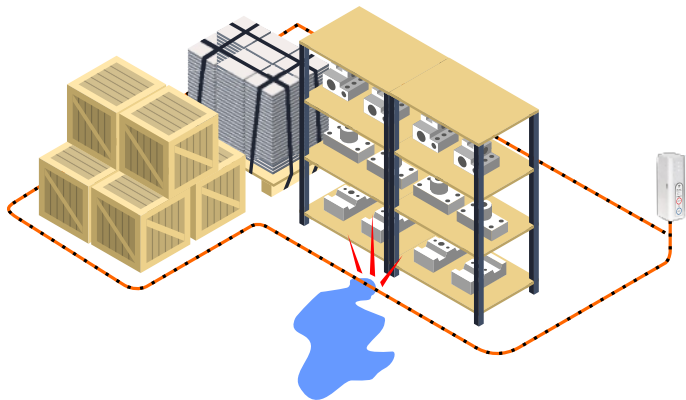
Certain members of the BLOCK Datalogger family feature a dedicated port for connecting a flood detection sensor. Our fully length-sensitive flood sensor cable can be extended up to 100 meters (330 feet), providing extensive coverage. In the event of a flood, the system not only triggers visible and audible alarms but also instantly sends alerts via call, text, and email to an unlimited number of recipients. Advanced algorithms intelligently filter out false alarms caused by routine activities like mopping, ensuring reliability and minimizing unnecessary disruptions.

### Flood Detector Installation Strategies

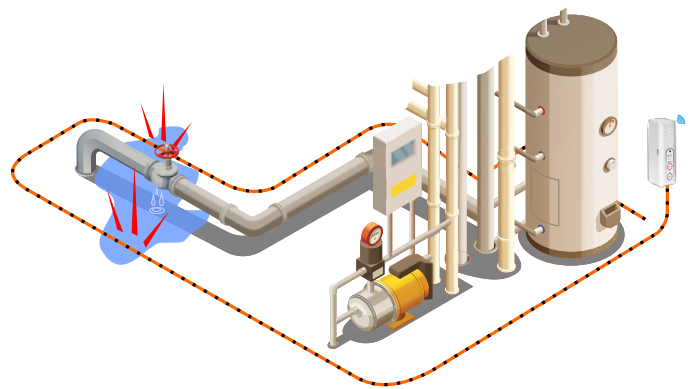
**Pipe Leak Detection:** Couple the detector cable along the entire length of pipes to detect and address leaks at the earliest possible moment.



**Protecting Important Assets:** Secure the perimeter around valuable items by encircling them with the detector wire, ensuring immediate detection of any approaching water.



**Containing the Risk Source:** Surround potential risk sources with the detector cable to promptly identify and contain leaks.



### Alarm Dialer (Digital Input) Function

Some members of the BLOCK Datalogger family are equipped with a dedicated digital input port, enabling seamless integration with a wide range of digital input sources, such as switches or PLC digital outputs. This functionality allows the system to relay alarms from connected devices remotely and instantly to an unlimited number of recipients via call, SMS, and email. For example, in the event of a fire alarm activation, the system can immediately notify all residents of a building, ensuring rapid awareness and response. Additionally, it serves as an industrial-grade dialer, eliminating the need for a landline or the ongoing cost of maintaining a cellular service, making it a highly cost-effective and reliable alarm communication solution. Furthermore, the system can document alarm events with a secure, non-manipulatable timestamp, providing reliable records for compliance and analysis.



LF Cloud (LoggerFlex Online Application) is a powerful, cloud-based platform that streamlines data collection and monitoring. Its primary functions include continuous, high-resolution monitoring and 24/7 data access from anywhere, enabling remote, multi-user oversight across different time zones. The application generates industry-specific, customizable reports tailored to the unique requirements of sectors such as pharmaceuticals, food safety, and HVAC. LF Cloud also supports multi-parameter monitoring of various environmental and system parameters, with shared access capabilities for collaborative monitoring among multiple users. As a progressive web application, it is accessible on any device with internet connectivity, requiring no installation and providing a consistent experience across platforms. This comprehensive platform empowers users with actionable insights, robust data management, and enhanced decision-making.

## Access from Anywhere, on Any Device, for Multiple Users



Neat Mobile View



Geographical Based Display



Professional Reports

## Our alarms will reach you, no matter how far you are.




Phone Call Alarm



Text Message Alarm



Email Alarm



## Advance Alarm Function

# 1

**Momentary Minimum & Maximum value Alarms**

As the most basic alarm function, 'LFCLOUD' can immediately push an alarm via email, SMS, or phone call if any measured parameter exceeds the defined maximum or falls below the adjustable minimum threshold. This instant alerting ensures that users are promptly informed.

# 2

**Adjustable "Persistent Condition" Alarm**

To filter out possible momentary fluctuations, users can adjust the persistence duration of the condition before the alarm goes off. Using this feature, the system only triggers the alarm if the out-of-bounds measured parameter remains beyond defined limits for a certain duration.

# 3

**Adjustable Time-Weighted Average Long-term Alarms**

"LF CLOUD" can constantly monitor the parameters to ensure compliance with multiple long-term exposure rules. Rules can be defined by the measured level and duration of exposure, and the system will send an alarm if long-term exposure is detected based on time-weighted average values.

# 4

**Trend change (Drift) detection alarm**

The "LF Cloud" can monitor the trend of changes or drift in the measurements and push notifications if the average measured values show a certain percentage higher or lower than previous records at adjustable intervals.

## LF Cloud Key Functionality Highlights



**Data Security and Privacy:** End-to-end encryption.

**Activity Logging:** Digital tracing of user actions and alarm events.

**Frequent Data Backups:** Multiple daily backups ensure data integrity.

**Multi-channel notifications:** Email, SMS, and phone calls.

**Alarming:** Threshold, persistent condition, and trend-based alarms.

**Cross-Platform Access:** Compatible with Windows, iOS, Android.

**Global Accessibility:** Multi-language and multi-time zone support.

**Role-Based Sharing:** Access controls for collaborative use.

**Graphing & Visualization:** Customizable data visualization tools.

**Custom Reporting:** Industry-specific report generation.

**Geographic Data Insights:** Location-based data visualization.

**Utility Billing:** Automated cost allocation and submetering.

**API Integration:** Real-time data access and alerts through API.

## Industry-Specific Report Segments in LF Cloud



HVAC Systems



Property Management



Agriculture



Industrial Monitoring



Preservation



Pharmaceutical



Food Safety