

SERIES RM | RATE-MASTER® POLYCARBONATE FLOWMETER

FEATURES/BENEFITS

- Direct reading scales eliminate the need for troublesome conversions
- Stainless steel backbone absorbs piping torque reducing installation damage and cost
- Shatter-proof polycarbonate allows for long operation life
- Interchangeable bodies allow for cleaning and easy range modification without disturbing the application process connections
- Precision injection molding around a precision tapered pin enables high repeatability
- Increased reading accuracy with special integral flow guides that stabilize float movement
- Scale graduations on both sides of the indicating tube allow for instantaneous flow reading saving time

APPLICATIONS

- Medical equipment
- Air samplers
- Gas analyzers
- Pollution monitors
- Chemical injectors
- Cabinet purging

DESCRIPTION

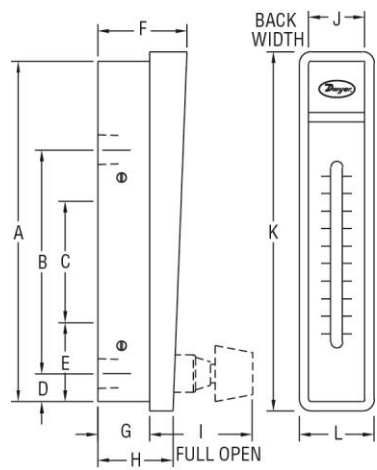
The **SERIES RM** Rate-Master® Flowmeters are a line of general use, direct reading precision flowmeters suitable for both gas and liquid applications. This series consists of 2" (51 mm), 5" (127 mm), and 10" (254 mm) scales that can be panel or surface mounted with optional precision metering valves. With a given series, the Rate-Master® flowmeter bodies can be instantly interchanged, allowing the piping to remain undisturbed, interchangeability of the ranges and easy cleaning.



SPECIFICATIONS

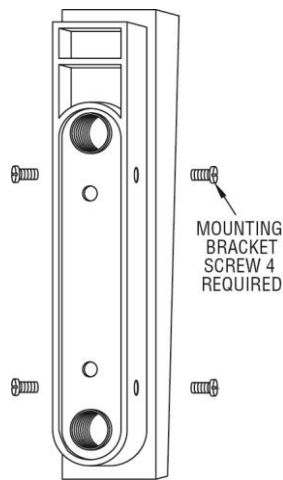
Service	Compatible gases and liquids.
Wetted Materials	Body: Polycarbonate; O-ring: Neoprene and Buna-N; Metal parts: SS (except for optional brass valve); Float: SS, black glass, aluminum, K monel, tungsten carbide depending on range.
Temperature Limit	130 °F (54 °C).
Pressure Limit	100 psi (6.9 bar).
Accuracy	RMA: 4% FS; RMB: 3% FS; RMC: 2% FS.
Process Connection	RMA: 1/8" female NPT; RMB: 1/4" female NPT; RMC: 1/2" female NPT.
Weight	RMA: 4 oz (113.4 g); RMB: 13 oz (368.5 g); RMC: 29 oz (1105.6 g).
CAUTION	Dwyer® Rate-Master® flowmeters are designed to provide satisfactory long term service when used with air, water, or other compatible media. Refer to factory for information on questionable gases or liquids. Caustic solutions, anti-freeze (ethylene glycol) and aromatic solvents should definitely not be used.


DIMENSIONS



DIMENSIONS in [mm]			
	Model RMA	Model RMB	Model RMC
A	4-9/16 [115.90]	8-1/2 [215.90]	15-1/8 [384.20]
B	3 [76.20] 1/8" NPT conn.	6-7/16 [163.50] 1/4" NPT conn.	12-1/4 [311.20] 1/2" NPT conn.
C	1-5/8 [41.28] 10-32 mtg. holes	3-15/16 [100.00] 1/4-20 mtg. holes	8-3/4 [222.30] 3/8-24 mtg. holes
D	3/8 [9.525]	5/8 [15.88]	1 [25.40]
E	1-1/16 [26.99]	1-7/8 [47.63]	2-3/4 [69.85]
F	1-3/16 [30.16]	1-3/4 [44.45]	2-1/2 [63.50]
G	11/16 [17.46]	1 [25.40]	1-7/16 [36.51]
H	61/64 [24.21]	1-7/16 [36.51]	1-31/32 [50.00]
I	1-3/8 [34.92]	1-13/16 [46.04]	2-1/2 [63.50]
J	3/4 [19.05]	1-1/4 [31.75]	2 [50.80]
K	4-13/16 [122.20]	8-3/4 [222.30]	15-3/8 [390.50]
L	1 [25.40]	1-1/2 [38.10]	2-1/4 [57.15]

MOUNTING DIAGRAM






HOW TO ORDER

Use the **bold** characters from the chart below to construct a product code

	RMA	-1	-SSV	-ARB
SERIES				
RMA - 2" (51 mm) scale				
RMB - 5" (127 mm) scale				
RMC - 10" (254 mm) scale				
RANGE				
RMA	RMB	RMC		
-1 - 0.05 to 0.5 SCFH Air	-49 - 0.5 to 5 SCFH Air	-101 - 5 to 50 SCFH Air		
-2 - 0.1 to 1 SCFH Air	-50 - 1 to 10 SCFH Air	-102 - 10 to 100 SCFH Air		
-3 - 0.2 to 2 SCFH Air	-51 - 2 to 20 SCFH Air	-103 - 20 to 200 SCFH Air		
-4 - 0.5 to 5 SCFH Air	-52 - 5 to 50 SCFH Air	-104 - 40 to 400 SCFH Air		
-5 - 1 to 10 SCFH Air	-53 - 10 to 100 SCFH Air	-105 - 60 to 600 SCFH Air		
-6 - 2 to 20 SCFH Air	-54 - 20 to 200 SCFH Air	-106 - 100 to 1000 SCFH Air		
-7 - 5 to 50 SCFH Air	-55 - 40 to 400 SCFH Air	-107 - 120 to 1200 SCFH Air		
-8 - 10 to 100 SCFH Air	-56 - 50 to 500 SCFH Air	-108 - 200 to 1800 SCFH Air		
-9 - 15 to 150 SCFH Air	-57 - 60 to 600 SCFH Air	-121 - 1 to 10 SCFM Air		
-10 - 20 to 240 SCFH Air	-82 - 1 to 12 GPH Water	-122 - 2 to 20 SCFM Air		
-151 - 5 to 50 CC/min Air	-83 - 1 to 20 GPH Water	-123 - 3 to 30 SCFM Air		
-150 - 10 to 100 CC/min Air	-84 - 4 to 40 GPH Water	-134 - 2 to 20 GPH Water		
-11 - 30 to 200 CC/min Air	-85 - 10 to 100 GPH Water	-135 - 8 to 90 GPH Water		
-12 - 50 to 500 CC/min Air	-50D - 1.2 to 10 SCFH & 0.6 to 5 LPM Air	-141 - 0.1 to 1 GPM Water		
-13 - 100 to 1000 CC/min Air	-51D - 2 to 20 SCFH & 1.5 to 9.5 LPM Air	-142 - 0.2 to 2.2 GPM Water		
-14 - 200 to 2500 CC/min Air	-52D - 4 to 50 SCFH & 2 to 23 LPM Air	-143 - 0.4 to 4 GPM Water		
-15 - 400 to 5000 CC/min Air	-53D - 10 to 100 SCFH & 5 to 50 LPM Air	-144 - 0.8 to 7 GPM Water		
-16 - 1000 to 10000 CC/min Air	-54D - 20 to 200 SCFH & 10 to 95 LPM Air	-145 - 1.2 to 10 GPM Water		
-26 - 0.5 to 5 LPM Air	-82D - 1 to 12 GPH & 0.06 to 0.76 LPM Water			
-21 - 1 to 10 LPM Air	-83D - 1 to 20 GPH & 0.065 to 1.25 LPM Water			
-22 - 2 to 25 LPM Air	-85D - 10 to 100 GPH & 0.5 to 6.2 LPM Water			
-23 - 5 to 50 LPM Air				
-24 - 5 to 70 LPM Air				
-25 - 10 to 100 LPM Air				
-32 - 5 to 50 CC/min Water				
-33 - 10 to 110 CC/min Water				
-34 - 20 to 300 CC/min Water				
-42 - 1 to 11 GPH Water				
-43 - 2 to 24 GPH Water				
-44 - 4 to 34 GPH Water				
-45 - 5 to 50 GPH Water				
VALVE				
BLANK - Standard (no valve)				
-BV - Brass valve				
-SSV - Stainless steel valve				
-TMV - Top mounted valve (RMA only)				
OPTIONS				
-APF - Adjustable pointer flag (RMA only)				
-ARB - Arbitrary scale				
-AT - Aluminum tag				
-BO - Body only				
-BOV - Body only valve unit				
-BPF - Adjustable pointer flag (RMB only)				
-CPF - Adjustable pointer flag (RMC only)				
-NIST - NIST traceable calibration certificate				
-PTFE - PTFE valve seat				
-SPCL - Special cleaning				
-VIT - Fluoroelastomer O-rings				
-WL - Without logo				





ACCESSORIES

Model	Description
RKA	Regulator kit for Series VFA
RK-RMB	Regulator kit for Series VFB

Regulator Kits

Available as optional extras for the Visi-Float® Flowmeter models. Recommended for use where inlet air pressure fluctuates widely and constant flow is required. The regulator maintains a constant pressure differential of approximately 3 ± 0.15 psig. Supply pressure must be at least 3 psig above the flowmeter discharge to operate. The standard regulator may be used up to 200 scfh.



Important Notice: Dwyer Instruments, Inc. reserves the right to make changes to or discontinue any product or service identified in this publication without notice. Dwyer advises its customers to obtain the latest version of the relevant information to verify, before placing any orders, that the information being relied upon is current.

