


VMD3B & VMD3B-C SERIES

Socket Relays with a Wide Range of Features and Coil Voltages



The VMD3B Series are 3PDT blade-style relays for socket/DIN mounting. The standard VMD3B-C model is economical and reliable. The full-featured VMD3B-F includes an LED and a flag indicator for convenient status viewing and a push-button test feature for easy troubleshooting. The finger-safe sockets reduce risk, and the hold-down clip keeps the device secure. Enhanced safety and dependability.

SPECIFICATIONS

Operating Temp. Range	-40 to 55 °C (-40 to 131 °F)
Coil Operating Range	85% to 110% of rated voltage
Coil Drop-out Voltage Threshold	15% of rated voltage
Expected Relay Life	Electrical (@ rated current) 100,000 cycles; Mechanical (unpowered) 10,000,000 cycles
Operating Time	20 msec typical
Dielectric Strength	1500 Vac RMS

WARRANTY

Limited Warranty	5 years
------------------	---------

AGENCY APPROVALS



Color-coded push buttons

Allows manual operation of relay.
AC coils red, DC coils blue.
(-F Series only)

Override lever

When activated, locks push button and contacts in the powered position (-F Series only)

Flag indicator

Shows relay status in manual or powered condition (-F Series only)

2-way mounting

Side or DIN rail mounting system...retrofits existing panel mounting and 35 mm DIN rail

I.D. tag

I.D. tag/write-on plastic label... used for identification of relays in multi-relay circuits (-F Series only)

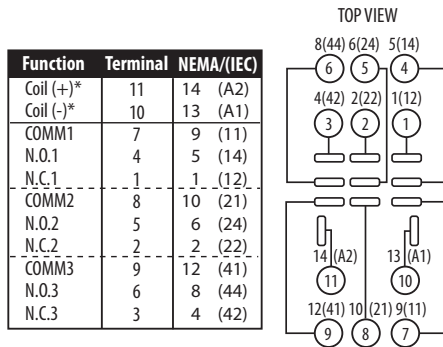
LED status lamp

Shows coil "ON" or "OFF" status (-F Series only)

TYPICAL COIL PERFORMANCE	
Power Consumption	
AC Coils	1.2 VA
DC Coils	1.4 W
CONTACT RATINGS	
Resistive	15 A @ 120 Vac
	12 A @ 277 Vac
	12 A @ 28 Vdc
Motor	1/2 HP @ 120 Vac
	3/4 HP @ 250 Vac
Pilot Duty	B300

VBD3B SOCKET

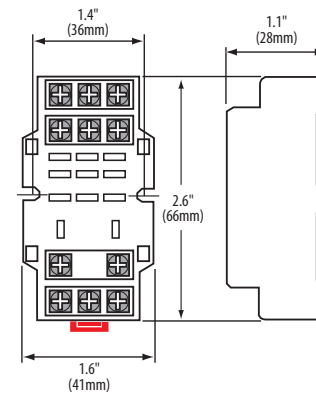
Wiring Diagram



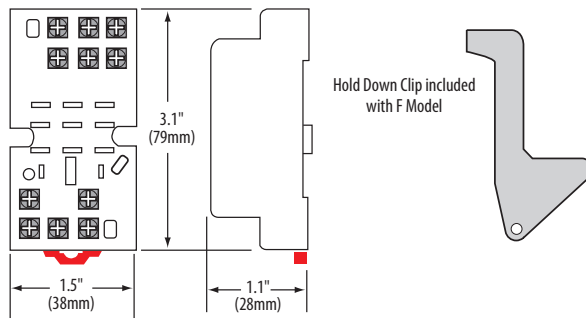
*Observe polarity for relays with DC coil voltages only

VBD3B-C SOCKET

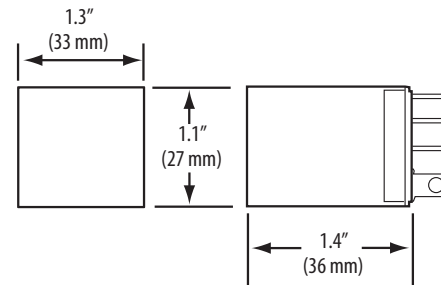
Wiring Diagram

**VBD3B-F SOCKET**

Wiring Diagram

**VMD3B RELAY**

Wiring Diagram

**RELAY ORDERING INFORMATION**

MODEL	RELAY TYPE	AMPERAGE RANGE	COIL VOLTAGE	MIN. SWITCHING CURRENT	FULL FEATURED	UL	CE
VMD3B-C24D	3PDT	10 A	24 Vdc	100 mA@5 Vdc		•	•
VMD3B-C24A			24 Vac			•	•
VMD3B-C120A			120 Vdc			•	•
VMD3B-F24D		15 A	24 Vdc		•	•	•
VMD3B-F24A			24 Vac		•	•	•
VMD3B-F120A			120 Vac		•	•	•

SOCKET ORDERING INFORMATION

MODEL	AMPERAGE RATING	VOLTAGE RATING	FINGER SAFE	HOLD DOWN CLIP	UL	CE
VBD3B-F	16 A	300 V	•	•	•	•

Note: When relays and sockets are used together, the amperage rating is the lesser of the two ratings.

RELAY & SOCKET KIT ORDERING INFORMATION

KIT MODEL	RELAY INCLUDED	SOCKET INCLUDED	RELAY TYPE	AMPERAGE RANGE	COIL VOLTAGE	MIN. SWITCHING CURRENT	UL	CE
FKIT-VMD3B-C24A	VMD3B-C24A	VBD3B-F	3PDT	10 A	24 Vac	100 mA@5 Vdc	•	•
FKIT-VMD3B-C24D	VMD3B-C24D	VBD3B-F	3PDT		24 Vdc	100 mA@5 Vdc	•	•
FKIT-VMD3B-C120A	VMD3B-C120A	VBD3B-F	3PDT		120 Vac	100 mA@5 Vdc	•	•
FKIT-VMD3B-F24A	VMD3B-F24A	VBD3B-F	3PDT	15 A	24 Vac	100 mA@5 Vdc	•	•
FKIT-VMD3B-F24D	VMD3B-F24D	VBD3B-F	3PDT		24 Vdc	100 mA@5 Vdc	•	•
FKIT-VMD3B-F120A	VMD3B-F120A	VBD3B-F	3PDT		120 Vac	100 mA@5 Vdc	•	•
CKIT-VMD3B-C24D	VMD3B-C24D	VBD3B-C	3PDT	10 A	24 Vdc	100 mA@5 Vdc	•	•
CKIT-VMD3B-C24A	VMD3B-C24A	VBD3B-C	3PDT		24 Vac	100 mA@5 Vdc	•	•
CKIT-VMD3B-C120A	VMD3B-C120A	VBD3B-C	3PDT		120 Vac	100 mA@5 Vdc	•	•